

Section with Confidence



SAKURA

Tissue-Tek® Cryo3® Plus

Microtome/Cryostat

Next Generation

Effortlessly obtain precise sections using the Tissue-Tek® Cryo3® Plus. Available in 3 configurations, to meet every laboratory's needs and budget demands. Choose from three models with features including motorized sectioning, automated disinfection or both. No matter which model you choose, you will benefit from time tested methods, operator simplicity, minimal maintenance, and of course, renowned Tissue-Tek® reliability.

Innovative Ozone Disinfection*

Rapidly disinfect the chamber without exposure to liquid toxic chemicals or residue.

- Short disinfection cycle available with the use of two Ozone generating lamps
- Disinfection achieved within as little as 45 or 75 minutes
- Abort sequence completed in less than 15 minutes
- Residue-free cryo chamber: by-product is O₂

Dynamic Debris Removal System*

Quickly and easily removes excess debris from crucial work areas.

- Dynamic Debris system can eliminate O.C.T. compound shaving accumulation on the blade plate during sectioning
- Optional attachment enables easy removal of debris at chamber base
- Adjustable power feature for vacuum



on of Excellence



Precise and Reliable Performance

- Computer controlled ball-bearing microtome
- Menu-driven user-friendly controls
- Color LCD with built in touch panel
- Easy to use anti-roll rake — simplifies specimen transfer to slides
- Manual or optional motorized* trimming and sectioning
- Temperature controlled blade holder keeps the blade cold during sectioning — aids in sectioning
- Blade holder works with both Accu-Edge® low-profile


and high-profile disposable blades

- Maintenance-free microtome located outside the chamber
- 12 Cryobar® specimen positions, including 4 Cryo+® positions that enable rapid cooling to -50°C


Easily programmable

- Chamber temperature: 0°C to -35°C ±2°C
- Section thickness: 1µm to 99 µm ±1µm
- Section counter mode: sections or thickness
- Trim thickness: 1µm to 100µm ±1µm
- Intermittent* sectioning: 1 to 99 ± 1 section or total thickness: 1µm to 99 µm ±1µm
- Retract/advance speed: 0.5mm/sec or 0.8mm/sec

* Optional features available on Disinfection (D) and Disinfection/Motorized (DM) models



Accessories and Consumables Supplies



Cryomold® Specimen Holders — available two sizes:

- Standard (4728)
- Biopsy (4730)
- Tabbed for ease of handling




Round Object Holders — available in three sizes:

- 25mm (5807)
- 38mm (5808)
- 55mm (5809)



Easily orient specimens with Tissue-Tek® O.C.T. Compound (4783) using the Cryomold® technique



Tissue-Tek® Accu-Edge® disposal blades:

- High Profile (4685)
- Low Profile (4689)

Models available:

Basic: 5850

Standard features: high profile and low profile blade holder, specimen orientation, motorized advance/retract

Disinfection: 5851

Standard features plus disinfection and debris removal system

Disinfection and Motorized: 5852

Standard features, disinfection, debris removal *plus* motorized sectioning

Dimensions: 23.5" (W) x 29.5" (D) x 46.5" (H) / 60 (W) x 75 (D) x 118 (H) cm

Weight: 167Kg (368 lb)



Trusted Innovation™

Sakura Finetek USA, Inc.
1750 W. 214th Street
Torrance, CA 90501
(800) 725-8723

www.sakura.com