


COFFEE FILTER TURKEY



A Fun Friday Craft

Barton Lab

Contact: bartonlabvu@gmail.com


SUPPLIES:

Markers

White Coffee Filter

Water and Spray Bottle

Clothespin



How To Do It:

1. Flatten the coffee filter and then color with markers. Spray with water and then let dry.
2. While drying, color eyes, beak, and gobbler/wattle on the clothespin.
3. Once dry, fold the coffee filter in half and scrunch the middle. Clip the clothespin on the middle.



Barton Lab


Contact: bartonlabvu@gmail.com

WAYS TO REFLECT WITH YOUR CHILD:

What happened when
you sprayed water on the
coffee filter?

How many
colors did
you use?

What colors did you
use? Why?



What colors remind
you of Thanksgiving
and Fall? Why?

Barton Lab

Contact: bartonlabvu@gmail.com

BENEFITS OF THIS ACTIVITY:

Developing Fine Motor Skills

Promoting Creativity

Spending Time with Your Childr(ren)

Counting

Understanding Cause and Effect

Following Directions


Naming Colors



Barton Lab

Contact: bartonlabvu@gmail.com

Share with us!
What did you and
your child enjoy
about this activity?



What other
fun activities
would you like
to see
featured?

Barton Lab
Contact: bartonlabvu@gmail.com